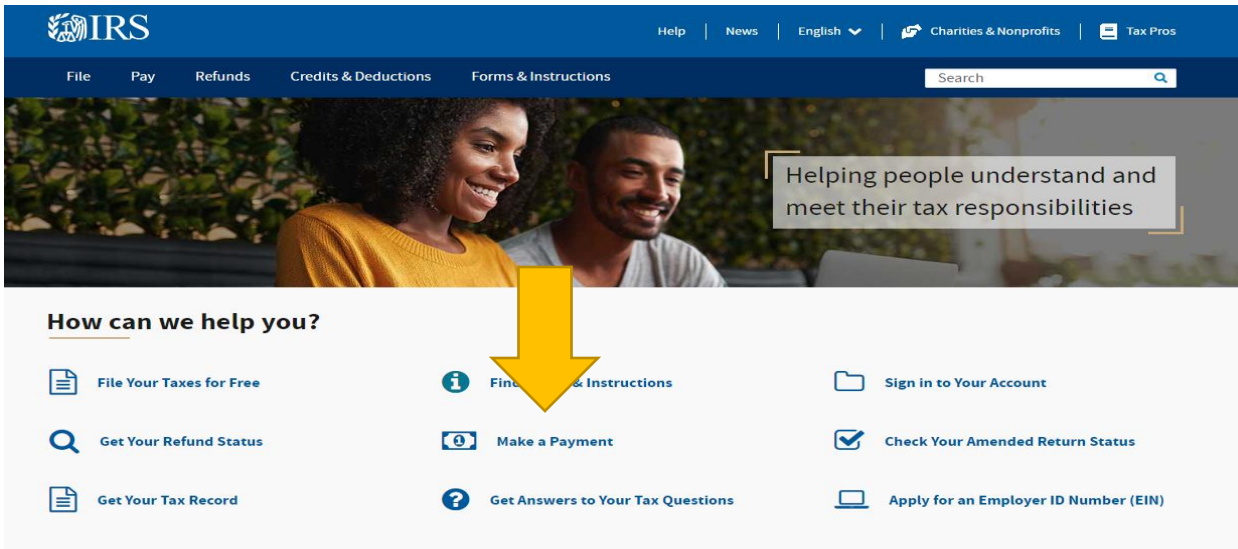
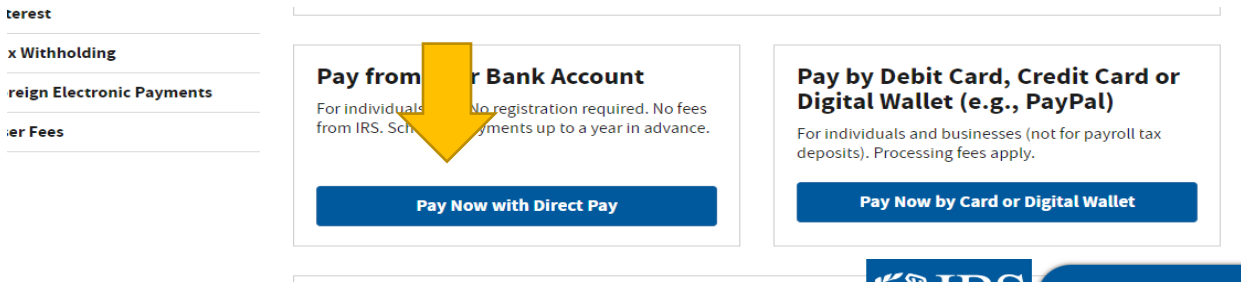


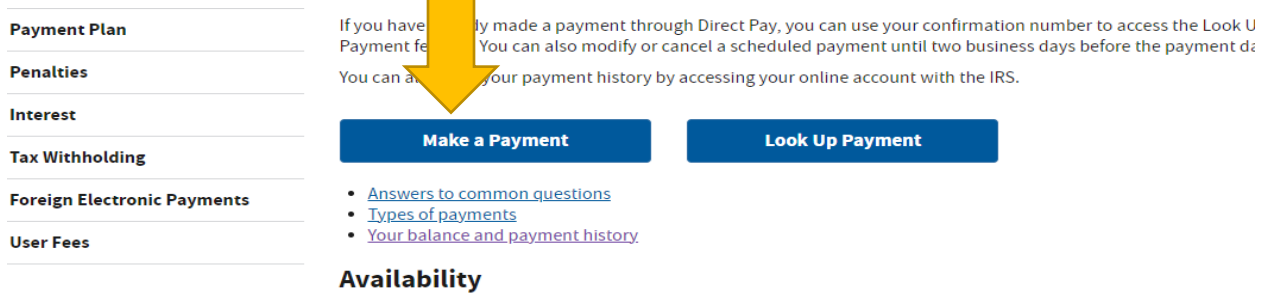
1. Click "Make a Payment"



2. Click "Pay Now with Direct Pay"



3. Click "Make a Payment"



4. Click Reason for Payment: "Estimated Tax"

Reason for Payment ?

Estimated Tax

Apply Payment To ?

1040ES (for 1040, 1040A, 1040EZ)

Tax Period for Payment ?

2022

5. Verify Identity

Verify Identity

Direct Pay verifies your identity using information from your 1040 filing history. Please provide the following information from a 1040 tax return you filed for one of the years listed in the Tax Year for Verification drop down menu.

Note: the Tax Year for Verification you enter here does not have to match the tax year for your payment.

Tax Year for Verification * ?

The information you enter must match the information from your tax return for the tax year you selected above.

Filing Status * ?

First Name *

Last Name *

Confirm Last Name *

SSN or ITIN * ?
(example: 000112222)

6. Enter your payment information

Your Payment Information

Please enter and confirm the payment amount below.

Select a date for your payment to be processed. The payment date selected is the date you will get credit for the payment although the payment may settle on a future date.

Payment Amount (example: 12345.00)

Confirm Payment Amount

Payment Date (within 365 days) ?



Your Bank Account Information

Routing Number (example: 123456789)

Account Number

Confirm Account Number

